




K215EQ

BLFT20080902AAE
Latitude: 34-43-50 N
Longitude: 120-26-01 W
ERP: 0.01 kW
Channel: 215
Frequency: 90.9 MHz
AMSL Height: 292.0 m
Elevation: 276.0 m
Horiz. Pattern: Directional
Vert. Pattern: No
Prop Model: Longley-Rice
Climate: Cont temperate
Conductivity: 0.0050
Dielec Const: 15.0
Refractivity: 311.0
Receiver Ht AG: 10.0 m
Receiver Gain: 0 dB
Time Variability: 50.0%
Sit. Variability: 50.0%
ITM Mode: Broadcast

-  > 100.0 dBu
-  80.0 - 100.0
-  60.0 - 80.0

